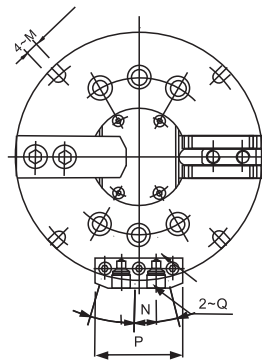
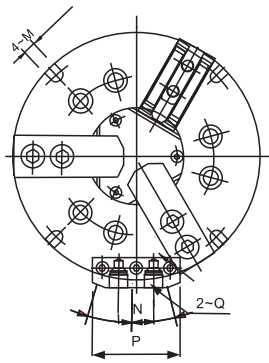
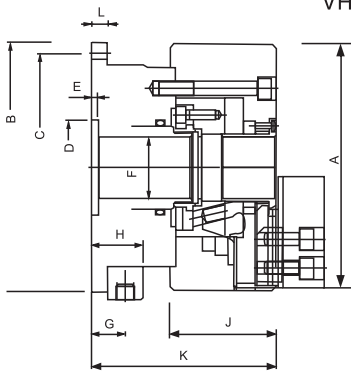



# > VH SERIES

## 中空立式夾頭

### STATIONARY CHUCK WITH THROUGH-HOLE



- ◎ 立置式中空動力夾頭，適合鑽床，銑床或切削中心機使用，有二爪及三爪兩種形式。
- ◎ VH-200型式所配對之夾頭規格及寸法與BT型式相同。
- ◎ VH-300型式所配對之夾頭規格及寸法與B型式相同。
- ◎ It's a STATIONARY CHUCKS with two or three jaws for drilling, milling and other machines.
- ◎ Specification and size of matching chuck for model VH-200 is the same as model BT.
- ◎ Specification and size of matching chuck for model VH-300 is the same as model B.

規格 Spec 型號 Model	活塞面積 Eff.piston area cm <sup>2</sup>		爪行程 (直徑) (mm) Jaw stroke	最高使用壓力 Mpa(kgf/cm <sup>2</sup> )	重量(kg) Weight
	押側 Extend	拉側 Retract			
VH-204 304	49.7	46.5	5.4	2.0(20) 3.0(30)	7.9 8.1
VH-205 305	66.0	57.9	5.4	2.2(22) 3.2(32)	11.7 11.9
VH-206 306	98.9	88.5	5.5	1.8(18) 2.7(27)	19.8 20.2
VH-208 308	125.7	113.9	7.4	2.2(22) 3.2(32)	32.3 33.6
VH-210 310	196.2	182.0	8.8	1.7(17) 2.5(25)	55.5 56.5
VH-212 312	243	217	10.6	1.8(18) 2.6(26)	106.5 106.5
VH-215 315	377	345	10.6	1.7(17) 2.4(24)	163 158

寸法 / Size 型號 / Model	A	B	C	D H8	E	F	G	H	J	K	L	M	P	N	Q
VH-204 304	110	150	132	50	5	23	23	34	59	106.5	12	9	62	26	PT1/4
VH-205 305	135	168	150	60		33	23	34	60	111					
VH-206 306	169	194	176	80	5	45	25	36	81	138	14	14	62	26	PT1/4
VH-208 308	210	212	190			52	29	44	91	158					
VH-210 310	254	266	246	90	6	70	32	47	100	190	17	17	75	30	PT3/8
VH-212 312	304	375	340	110	10	90	37	55	110	205	23	18	75	30	PT3/8
VH-215 315	381	400	376	130	12.5	117	40	58	133	227	25	22	75	30	PT3/8

\* 保留技術更改的權利，恕不另行通知 Subject to technology changes without prior information  
 \* 非標準需求可訂做 Non-standard requirements can be made